



Home Learning



Year 2 Term 5 Week 3

Hello Africa class! We hope you've all had a super week, continuing your home learning with family. We've been so impressed with your emerald power these last few weeks. We know that there are many distractions at home which might stop you from your home learning but you've all done so well to keep going despite these.

Below, we have outlined a range of different activity ideas that you can use next week. There have been an extensive bank of resources recently released that have been designed for children specifically in their home learning. We have picked out some of the best in this newsletter but you are welcome to explore the websites and choose activities which you find most interesting and useful. As always, we really encourage the use of Spelling Shed and Timestables Rock Stars to develop your spelling knowledge and times tables recall.

Also remember to check out our facebook for regular updates!

English

Improve your understanding of noun phrases, apostrophes and similes this week by heading over to <https://drive.google.com/drive/u/0/folders/1dkhWs9qX8GCmIvISHSs8kMNzF9AXMRci>. You will need to read the 2 different stories throughout the week and then each day choose the correct page and then follow the instructions on the first page.

Additionally, this website has a selection of writing and maths tasks that you can explore this week.

<https://free-secret-resources.s3-eu-west-1.amazonaws.com/Year-2-Week-2-Home-Learning-Pack.pdf>

Access <https://www.literacyshedplus.com/en/resource/a-cloudy-lesson-ks1-activity-pack> and complete some of the activities linked to the video clip – Cloudy Lesson.

BBC Bitesize post daily activities for English, Maths and other subjects. They compile great resources from different organisations and share them on the page below.

<https://www.bbc.co.uk/bitesize/tags/z7s22sg/year-2-and-p3-lessons/1>

Remember, with all of these resources, you are not expected to complete *everything*. Have a look as a family at the different activities on offer and plan out your day/week of learning.

Maths

Work through some of these different maths activities over the week. The BBC bitesize website also has maths resources to explore too.

https://drive.google.com/drive/u/0/folders/1Y-g4SI_jbdD_oRWkMPSOdDdYBlzu2LyY

https://www.mathematicsmastery.org/wp-content/uploads/2020/03/Parent_Y2_W1-2-Bonds-100.pdf

<https://whiterosemaths.com/homelearning/year-2/>

Times tables

Can you design and make a times tables snakes and ladders board for your 2s, 5s and 10s? Once you've made it, have a go at playing with different members of your family! 😊

Spelling

Head over to

<https://www.twinkl.co.uk/resource/t-l-5157-new-year-2-common-exception-words> and test your current spelling knowledge of our Year 2 words. Ask a family member to read the word and have a go at remembering the spelling and having a go at writing it out. If you get any wrong, don't worry! Just make a note of them and practise them in the week.

Reading

Last Week, you read Chapter 3 of Hodgeheg. We hope you enjoyed it! Below are some comprehension questions for you to think about with your parents.

What did the lorry driver do to avoid hurting Max?

Why didn't the lorry see Max until it was too late?

How did the cyclist feel when he saw Max lying in the road? Write down one adverb that tells you how he feels.

How does Max feel when he gets home?

In the text, can you find a different word that means 'remembered' 'empty' 'confused' and 3 words that mean 'said'

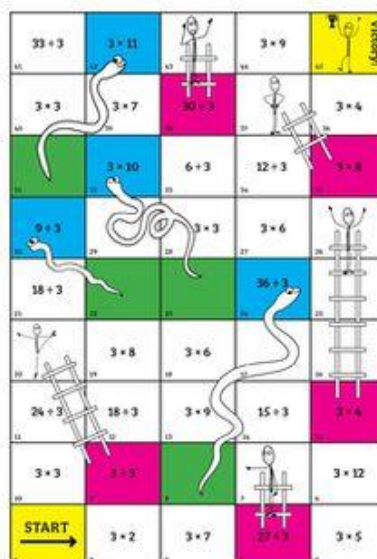
Then, read Chapter 4 in readiness for some more comprehension questions next week.

<https://www.barhamprimary.co.uk/attachments/download.asp?file=764&type=pdf>

You can also head over to

<https://www.worldofdavidwalliams.com/elevenses/>

Every day, David Walliams is reading an extract of one of his books that you can listen along to.



Don't forget, Times Tables Rock Stars is an excellent resource for developing your fluency!

We would also like to remind your families that there are a range of different activity ideas on the Robin Hood Multi Academy Trust website – <https://www.robinhoodmat.co.uk/learning-projects/>

Wellbeing – During this time it is important to consider the wellbeing of your family. If you are worried or upset then please remember to talk to a trusted adult at home about your worries. There are also many trusted adults at school who are here if you need us. You can contact us or Mrs Mann (our Family Link) to discuss anything you are worried about. Your trusted adult can also look at the links below to help with any worries you may have. <https://www.bbc.co.uk/tiny-happy-people/7-ways-to-stay-happy-and-calm-at-home/zhqjjhv>

<https://youngminds.org.uk/find-help-for-parents/supporting-your-child-during-the-coronavirus-pandemic/>

You could also look at this book which explains coronavirus.

<https://axelscheffler.com/books-for-older-children/coronavirus>

E-Safety – In these unprecedented times it is important for children and adults to consider online safety, particularly as children may be spending more time online completing work from home. In school we often talk about being SMART online (please see the poster below for more information). This week it would be great if you could discuss the SMART points as a family. Maybe children could have a go at creating their own SMART poster. There are also lots of online safety resources on Purple Mash under the 'computing' section. Here are some further links for children and parents which you may find useful.

<https://www.nspcc.org.uk/keeping-children-safe/online-safety/>

<https://www.thinkuknow.co.uk/>



Topic



This week, continue building your animations on Purple Mash and upload them onto the class blog if you can!

We'd also like you to choose a few activities from this booklet in order to extend and consolidate your knowledge about the Wright brothers.

<https://www.dscl.org/kids/nest-activity-resources/wrightbrothers.pdf>

Gem Power Challenge




Your Gem Power Challenge this week is to use some Diamond power (solving problems). There are some problems that we can solve on our own but it is often easier to get a grown up to do this for us such as leaving your toys on the floor, not doing your home learning or maybe not getting ready for bed time.

To develop Diamond power and make this more interesting, you could get two jars or containers and fill one container with something such as coins, pebbles, marbles, buttons. This represents the grown up's jar. The grown up has had years of practise picking up things and tidying up for example and that is why their jar is full. Every time you pick up your toys off the floor, you can take one item from your grown ups' jar and put it into your jar (this resembles the skill transferring from one jar to another) so that eventually it becomes engrained, your jar becomes full and the adult no longer needs to nag! Why don't you have a go at doing something like this at home?

Diamond Power

- I can solve some problems with a little help and encouragement from adults.
- I try to solve some of my own problems using appropriate resources and strategies.
- I know where to find help if I need it.
- I can use what I already know in a new situation to solve problems independently.
- When faced with a problem, I can decide if it's best to solve it alone or with the help of others.
- When faced with a problem, I take responsibility for solving it.
- When faced with different problems I help others to see their responsibility in solving it.

Home Learning Stars of the Week



Thank you to everyone who has posted on the class blog this week. We have screenshot some of the pieces uploaded. We enjoy reading and seeing all of your posts so please keep it up if you can!

Congratulations to Adelaide, Caiden, George, Harry, Harvey, Holly L, Oliver and Leo for keeping up the awesome learning on Ed Shed. You're going on nearly every day.

Well done to Caiden, Harry and Thomas who have spent the most time on TT Rockstars this week. 66% of you logged on to TT Rockstars this week. If you haven't been on for a little while, try to get online next week and brush up on your times tables skills.

Holly's super cleaning robot Poster




Jacob's Book review




Caiden's poster on the UK.



Adelaide's Wright brothers



Leo's Neverland letter




Isaac's Hook animation




Harry's Peter Pan animation



George's Peter Pan letter



Caiden's letter from Neverland



Spencer's description of Max

