

## Year 5 Term 6 Week 9

Week beginning 1<sup>st</sup> June 2020

Hello, North America! I hope you enjoyed half term.

Here we are at the start of Term 6; your final term as a Year 5. Let's finish the year with a flourish!

Below, I have outlined a few more activity ideas that you can use next week. Some of the websites are the same because the work builds on last week's activities. These are only ideas and guidance for you, pitched at your age group but if you are doing other activities from the internet or away from a screen, that's fine too. As always, we encourage the use of Spelling Shed and Timestables Rock Stars to develop your spelling knowledge and times tables recall just to keep those key skills ticking over.

Also remember to check out our Facebook page for regular updates!

### English

Read up to and including page 7 then complete the activity below found on page 8.

<https://www.talk4writing.co.uk/wp-content/uploads/2020/05/Y5-Maria-Rhizeb.pdf>



**Interests, Questions and Favourites**  
Now you have found out more about the Rhiswanozebta, what are your thoughts about this animal?

I was really interested in ...

I would like to know more about ...

My top facts were ...



### Reading

Before half term, you read Chapter 5 of 'Ollie and the Great Stink' and it ended where Ollie came to a realisation and you had to compare life as a Victorian mudlark with life now. I saw some great work.

### Maths

This website has a selection of writing and maths tasks that you can explore this week. You can print these out to complete:

<https://free-secret-resources.s3-eu-west-1.amazonaws.com/Year-5-Week-5-Home-Learning-Pack.pdf>

Look at the models and complete the 'part part whole' for fractions.

BBC Bitesize post daily activities for English, Maths and other subjects. They compile great resources from different organisations and share them on the page below:

<https://www.bbc.co.uk/bitesize/tags/zhgppg8/year-5-and-p6-lessons/1>

Remember, with all of these resources, you are not expected to complete *everything*. Have a look as a family at the different activities on offer and plan out your day/week of learning.

### Times tables

Times Tables Rock Stars is an excellent resource for developing your fluency!

We would also like to remind your families that there are a range of different activity ideas on the Robin Hood Multi Academy Trust website -

<https://www.robinhoodmat.co.uk/learning-projects/>

Read the last chapter. Chapter 6 'A Stinky Souvenir'  
Ollie makes a new friend – (I've set it as a To Do, the link is <https://www.purplemash.com/#tab/pm-home/serialmash/serialmash.saphires/ollie.great.stink.live.new> ).

- Complete the quiz.
- Now you've read the whole thing, write a review. Use the pictures on the right to bring your writing to life.

### Spelling

Continue to practise your Year 5 Key Words. You can find the full list on Purple Mash blog:

<https://www.purplemash.com/blog/#/app/blog/5ebc1fd68add4e4dac493d89/>

Use pyramid, rainbow spellings, close your eyes, speed write, test each other to help learn them.

## Topic 'Ship Shape and Bristol Fashion'



In term 6, we will be looking at our local area of Bristol in a topic called 'Ship Shape and Bristol Fashion'

This week, I would like you to try and find out the meaning of this phrase – ship shape and Bristol fashion and research why ships and the port is so important to the history of Bristol.

### Gem Power Challenge



I know how truly amazing each and every one of you are and I am so lucky to be your teacher for a second time! Twice the luck! Sometimes, you do not always realise just how fantastic you are so I would like you to practise recognising the greatness in yourself. Fill in the spaces below – try and imagine what others would say about you and celebrate being you!

### I Am an Amazing Person!

Read and complete the sentences below.  
You can draw or write the answers.

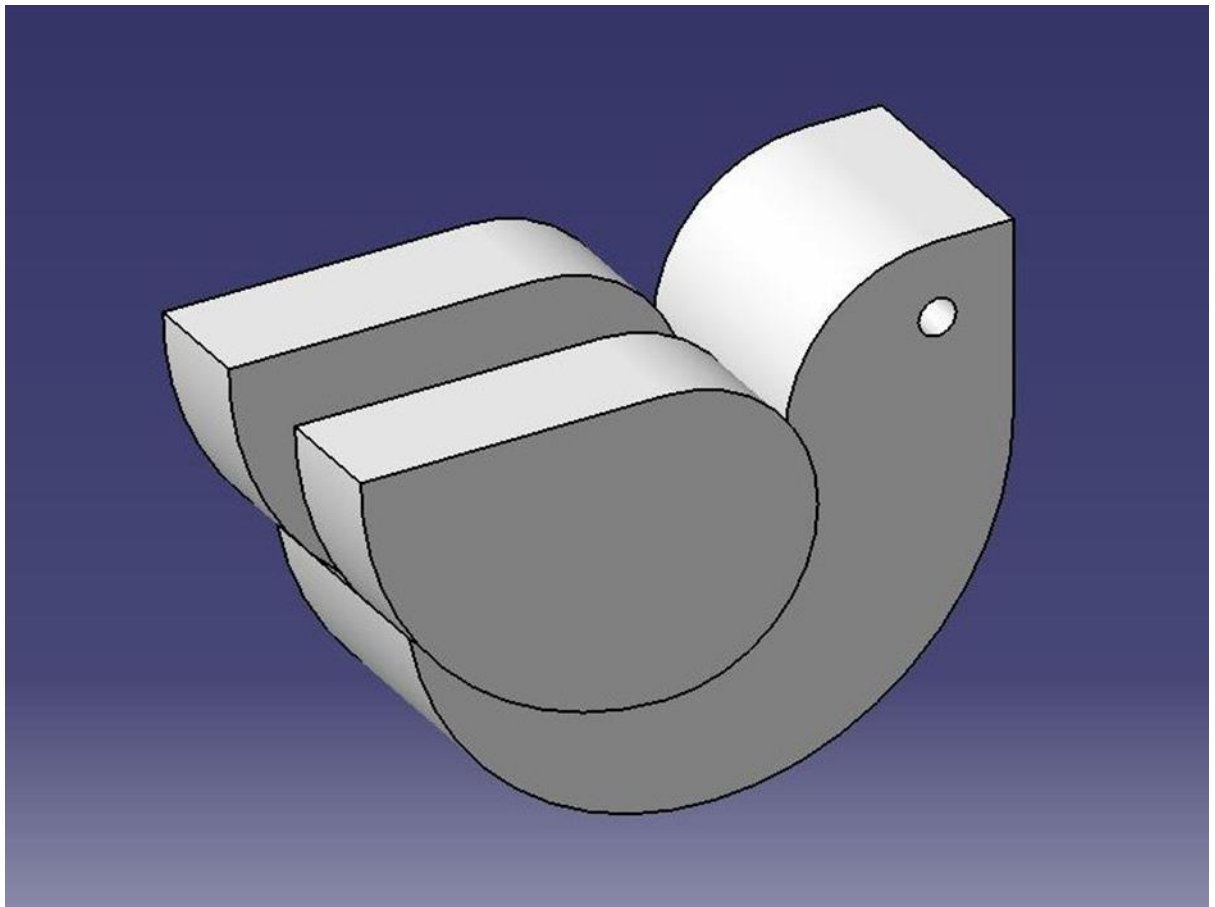
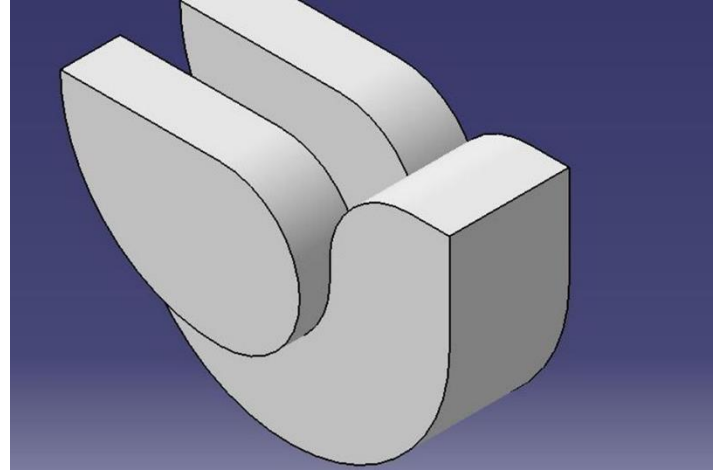
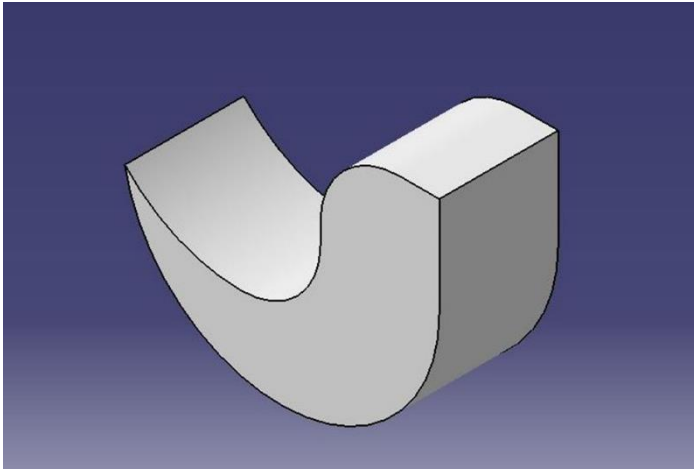


### Handwriting

If you would like some handwriting practise, try these letter joins. Write 2 lines of each.

er be  
or eb  
ar br  
pr bu

Polly's 3D model of our school logo – AMAZING!



## Toby's new career



Hi i'm Private Griffin i will be protecting our country with my platoon. We are all missing home and hope to return safely soon.



I am Professor Toby of the mad lab Manor and i will be showing you how to perfect the perfect flavour ice-cream. Send me your views and i will try to experiment with the flavours!

Please please please send in your pictures in. It really does make my day!